

295SEPC2KC MONARCH



Community Controls®

with Patented ChargeGuard® Circuit



ChargeGuard®

Manual

*Thank you for choosing a Community Controls® product.
Please read this manual carefully before using the product.*

Made in Italy. Copyright © 2013 by Community Controls®.

CONTENTS

1 - TRANSMITTER OVERVIEW

1A - General information

1B - Technical specifications

1C - Main components

2 - NUMBERING

3 - PROGRAMMING

4 - OPERATION

5 - BATTERY ACCESS

6 - TROUBLESHOOTING

1A - General information

The Community Controls® Monarch 295SEPC2KC transmitter is a 2-key chain style mini transmitter operating at 295 MHz. It has been designed for use with programmable telephone entry, security, and access control systems operating with a 295MHz frequency receiver. The protocol is KlikCard® compatible and the code sent by the transmitter includes a 16 bit security code which allows up to 65,536 combinations and 6 bit of facility code for 64 different combinations.

The Community Controls® - 295R receiver which operates with this transmitter has a Wiegand 26 bit and can operate any type of access control system equipped with the same protocol. The CR 2016 lithium batteries of the transmitter have a shelf life of about 6 months. The product fully complies with Part 15 of FCC Regulations and the European Directives 99/5/CE89/336/CE73/23/CEE

1B - Technical specifications

Operating frequency	295 MHz
Number of keys:	2
Battery :	2 x 3V lithium batteries CR2016
Battery life:	18 ÷ 24 months
Number combinations :	65,536
Protocol :	KlikCard® compatible
Different Facilities codes	64
Operating temperature:	-20°F÷+131°F (-20°C÷+55°C)
Overall dimensions:	2.4"x1.4"x0.51" (61x36x13 mm)
Weight:	0.49 oz. (14 g)

1C - Main components

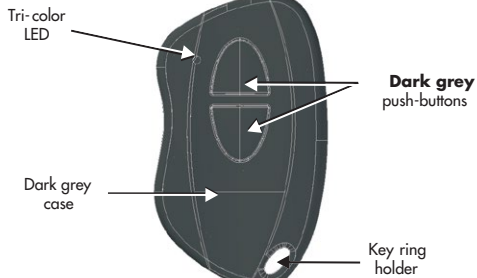


Fig. 2

2 - NUMBERING

Each transmitter is manufactured and sold with a different factory-set serial number .

3 - PROGRAMMING

The transmitter must be programmed into your system memory.
Your own installer or reseller will provide you the necessary instructions for your system.

4 - OPERATION

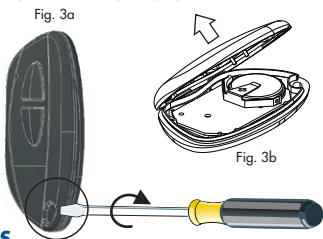
- A- Firmly depress the button until the small red LED illuminates.
- B- After the LED has illuminated, release the button.

If the device you are attempting to activate does not respond, repeat steps A and B or consult section 7 (Troubleshooting) of this manual.




5 - BATTERY ACCESS

To access the battery open the case with a screwdriver acting on the slot between the cover and the bottom, as shown in fig. 3a and 3b.
Slide out the old batteries and replace them with the new ones [CR2016] respecting the polarity, with the positive (+) side upward.

NOTE: Please dispose of the batteries properly according to local laws and regulations. Test proper battery installation by verifying that the LED illuminates when the button is pushed.



6 - BATTERY STATUS

Led color	Battery level	TX Status
 Led GREEN	Normal level	~6000 pulses [*] - Normal range
 Led ORANGE	Attention level	Max 300 pulses[*]- Low range
 Led RED	Lowlevel	Replace battery- Norange

[*] : Depends on batteries type and operating conditions . Batteries life calculated with 1-sec pulses.

7 - TROUBLESHOOTING

PROBLEM	SOLUTION
The system does not receive the transmitter signal. The transmitter LED is ON	Check to verify the transmitter is programmed into your system
The operating range is reduced	Replace the transmitter batteries

Community Controls® - Type : 295SEPA2KC FCC ID :SU7295SEPA2KC

This device complies with Part. 15 of the FCC Rules
Operation is subject to the following two conditions:
(1) This device may not cause harmful interference, and
(2) this device must accept interference received, including interference that may cause undesired operation.

Notice

Any changes or modifications not expressly approved by Community Controls® could void the user's authority to operate this equipment.

WARRANTY

The warranty period of Community Controls®295 transmitters is 24 months, beginning from the manufacturing date of the transmitter . During this period, if the product does operate correctly, due to a defective component, the product will be repaired or replaced at the sole discretion of Community Controls®.
The warranty does not extend to the transmitter case which can be damaged by conditions outside the control of Community Controls® or to battery life.



COMMUNITY CONTROLS®
2480 South 3850 West, Suite A
Salt Lake City, UT 84120
(800) 284-2837 - (866) 867-3637 Fax
www.communitycontrols.com